

# ANNALES

*Anali za istrske in mediteranske študije*  
*Annali di Studi istriani e mediterraneei*  
*Annals for Istrian and Mediterranean Studies*  
*Series Historia Naturalis, 31, 2021, 2*





# ANNALES

**Anali za istrske in mediteranske študije  
Annali di Studi istriani e mediterraneei  
Annals for Istrian and Mediterranean Studies**

**Series Historia Naturalis, 31, 2021, 2**

**UREDNIŠKI ODBOR/  
COMITATO DI REDAZIONE/  
BOARD OF EDITORS:**

Alessandro Acquavita (IT), Nicola Bettoso (IT), Christian Capapé (FR), Darko Darovec, Dušan Devetak, Jakov Dulčić (HR), Serena Fonda Umani (IT), Andrej Gogala, Daniel Golani (IL), Danijel Ivajnsič, Mitja Kaligarič, Marcelo Kovačič (HR), Andrej Kranjc, Lovrenc Lipej, Vesna Mačič (ME), Alenka Malej, Patricija Mozetič, Martina Orlando-Bonaca, Michael Stachowitsch (AT), Tom Turk, Al Vrezec

**Glavni urednik/Redattore capo/  
Editor in chief:**

Darko Darovec

**Odgovorni urednik naravoslovja/  
Redattore responsabile per le scienze  
naturali/Natural Science Editor:**

Lovrenc Lipej

**Urednica/Redattrice/Editor:**

Martina Orlando-Bonaca

**Lektor/Supervisione/Language editor:**

Polona Šergon (sl.), Petra Berlot Kužner (angl.)

**Prevajalci/Traduttori/Translators:**

Martina Orlando-Bonaca (sl./it.)

**Oblikovalec/Progetto grafico/  
Graphic design:**

Dušan Podgornik, Lovrenc Lipej

**Tisk/Stampa/Print:**

Založništvo PADRE d.o.o.

**Izdajatelj/Editori/Published by:**Zgodovinsko društvo za južno Primorsko - Koper / Società storica del Litorale - Capodistria®  
Inštitut IRRIS za raziskave, razvoj in strategije družbe, kulture in okolja / Institute IRRIS for Research, Development and Strategies of Society, Culture and Environment / Istituto IRRIS di ricerca, sviluppo e strategie della società, cultura e ambiente®**Sedež uredništva/Sede della redazione/  
Address of Editorial Board:**

Nacionalni inštitut za biologijo, Morska biološka postaja Piran / Istituto nazionale di biologia, Stazione di biologia marina di Pirano / National Institute of Biology, Marine Biology Station Piran SI-6330 Piran / Pirano, Fornače/Fornace 41, tel.: +386 5 671 2900, fax +386 5 671 2901;

**e-mail:** annales@mbss.org, **internet:** www.zdjp.si

Redakcija te številke je bila zaključena 13. 12. 2021.

**Sofinancirajo/Supporto finanziario/  
Financially supported by:**

Javna agencija za raziskovalno dejavnost Republike Slovenije (ARRS), Mestna občina Koper

*Annales - Series Historia Naturalis* izhaja dvakrat letno.**Naklada/Tiratura/Circulation:** 300 izvodov/copie/copiesRevija *Annales, Series Historia Naturalis* je vključena v naslednje podatkovne baze / *La rivista Annales, series Historia Naturalis* è inserita nei seguenti data base / *Articles appearing in this journal are abstracted and indexed in:* BIOSIS-Zoological Record (UK); Aquatic Sciences and Fisheries Abstracts (ASFA); Elsevier B.V.: SCOPUS (NL); Directory of Open Access Journals (DOAJ).To delo je objavljeno pod licenco / *Quest'opera è distribuita con Licenza / This work is licensed under a Creative Commons BY-NC 4.0.*Navodila avtorjem in vse znanstvene revije in članki so brezplačno dostopni na spletni strani <https://zdjp.si/en/p/annalesshn/>  
*The submission guidelines and all scientific journals and articles are available free of charge on the website https://zdjp.si/en/p/annalesshn/*  
*Le norme redazionali e tutti le riviste scientifiche e gli articoli sono disponibili gratuitamente sul sito https://zdjp.si/en/p/annalesshn/*

## VSEBINA / INDICE GENERALE / CONTENTS 2021(2)

BIOINVAZIJA  
BIOINVASIONE  
BIOINVASION**Cemal TURAN, Mevlüt GÜRLEK,  
Deniz ERGÜDEN & Hakan KABASAKAL**

A New Record for the Shark Fauna of the Mediterranean Sea: Whale shark, *Rhincodon typus* (Orectolobiformes: Rhincodontidae) ..... 167  
*Nova vrsta v favni morskih psov Sredozemskega morja: morski pes kitovec, Rhincodon typus (Orectolobiformes: Rhincodontidae)*

**Andrea LOMBARDO & Giuliana MARLETTA**

New Evidence of the Ongoing Expansion of *Okenia picoensis* Paz-Sedano, Ortigosa & Pola, 2017 (Gastropoda: Nudibranchia) in the Central-Eastern Mediterranean ..... 173  
*Novi podatki o širjenju areala vrste Okenia picoensis Paz-Sedano, Ortigosa & Pola, 2017 (Gastropoda: Nudibranchia) v srednjem vzhodnem Sredozemskem morju*

SREDOZEMSKI MORSKI PSI  
SQUALI MEDITERRANEI  
MEDITERRANEAN SHARKS**Hakan KABASAKAL**

A Review of Shark Biodiversity in Turkish Waters: Updated Inventory, New Arrivals, Questionable Species, and Conservation Issues ..... 181  
*Pregled pestrosti morskih psov v turških morjih: dopolnjen seznam, novi prišleki, vprašljive vrste in naravovarstveni problemi*

**Hakan KABASAKAL & Erdi BAYRI**

Great White Sharks, *Carcharodon carcharias*, Hidden in the Past: Three Unpublished Records of the Species from Turkish Waters ..... 195  
*Trije neobjavljeni primeri pojavljanja belega morskega volka, Carcharodon carcharias, iz turških voda izbrskani iz preteklosti*

IHTIOLOGIJA  
ITTILOGIA  
ICHTHYOLOGY**Malek ALI, Vienna HAMMOUD,  
Ola FANDI & Christian CAPAPÉ**

First Substantiated Record of Crested Oarfish *Lophotus lacepede* (Osteichthyes: Lophotidae) from the Syrian Coast (Eastern Mediterranean Sea) ..... 205  
*Prvi utemeljeni zapis o pojavljanju čopovke Lophotus lacepede (Osteichthyes: Lophotidae) ob sirske obali (vzhodno Sredozemsko morje)*

**Mohamed Mourad BEN AMOR,  
Khadija OUNIFI-BEN AMOR,  
Marouène BDIQUI & Christian CAPAPÉ**

The Second Record of Oilfish, *Ruvettus pretiosus* (Gempylidae), in Tunisian Waters (Central Mediterranean Sea) ..... 211  
*Drugi zapis o pojavljanju vrste Ruvettus pretiosus (Gempylidae) v tunizijskih vodah (osrednje Sredozemsko morje)*

**Okan AKYOL & Vahdet ÜNAL**

On the Occurrence of *Seriola fasciata* (Carangidae) in the Eastern Mediterranean Sea ..... 217  
*O pojavljanju vrste Seriola fasciata (Carangidae) v vzhodnem Sredozemskem morju*

**Nassima EL OMRANI,  
Hammou EL HABOUZ,  
Abdelbasset BEN-BANI,  
Abdellatif MOUKRIM,  
Roger FLOWER & Abdellah BOUHAIMI**

Age and Growth of the Pouting *Trisopterus luscus* (Linnaeus, 1758) (Pisces, Gadidae) from Moroccan Central Atlantic Waters ..... 223  
*Rast in starost francoskega moliča Trisopterus luscus (Linnaeus, 1758) (Pisces, Gadidae) v atlantskih vodah osrednjega Maroka*

**Mourad CHÉRIF, Rimel BENMESSAOUD & Christian CAPAPÉ**

Age and Growth Parameters of the Red Mullet *Mullus barbatus* (Mullidae) from Northern Tunisia (Central Mediterranean Sea) ..... 235  
*Starostni in rastni parametri pri navadnem bradaču Mullus barbatus (Mullidae) iz severne Tunizije (osrednje Sredozemsko morje)*

**Yana SOLIMAN, Adib SAAD, Vienna HAMMOUD & Christian CAPAPÉ**

Heavy Metal Concentrations in Tissues of Red Mullet, *Mullus barbatus* (Mullidae) from the Syrian Coast (Eastern Mediterranean Sea) ..... 243  
*Vsebnost težkih kovin v tkivih bradača, Mullus barbatus (Mullidae) iz sirske obale (vzhodno Sredozemsko morje)*

**Christian CAPAPÉ, Youssouph DIATTA, Almamy DIABY, Sihem RAFRAFI-NOUIRA & Christian REYNAUD**

Record of a Single Clasper Specimen in *Zanobatus schoenleinii* (Chondrichthyes: Zanobatidae) from the Coast of Senegal (eastern tropical Atlantic) ..... 251  
*Najdba primerka vrste Zanobatus schoenleinii (Chondrichthyes: Zanobatidae) le z enim klasperjem iz senegalske obale (vzhodni tropski Atlantik)*

FAVNA  
 FAVNA  
 FAVNA

**Ana FORTIČ, Domen TRKOV, Lovrenc LIPEJ, Marco FANTIN & Saul CIRIACO**

New Evidence of the Occurrence of *Knoutsodonta pictoni* (Nudibranchia, Onchidorididae) in the Northern Adriatic ..... 261  
*Novi podatki o pojavljanju vrste Knoutsodonta pictoni (Nudibranchia, Onchidorididae) v severnem Jadranu*

**Noureddine BENABDELLAH, Djillali BOURAS, Mohammed RAMDANI & Nicolas STURARO**

Biodiversity and Structural Organization of Mollusk Communities in the Midlittoral Coastal Area Between Bouzedjar and Arzew (Western Algeria) ..... 267  
*Biodiverziteteta in struktura združbe mehkužcev v bibavičnem območju med predeloma Bouzedjar in Arzew (zahodna Alžirija)*

**Rudi VEROVNIK, Nejc RABUZA, Miroslav REPAR, Matjaž ZADRGA & Paul TOUT**

On the Presence of Two-Tailed Pasha (*Charaxes jasius* (Linnaeus, 1767), Papilionoidea: Nymphalidae) in the Northeastern Adriatic Region ..... 285  
*O pojavljanju dvorepega paše (Charaxes jasius (Linnaeus, 1767), Papilionoidea: Nymphalidae) na območju severovzhodnega Jadrana*

**Viktor BARANOV & Borut MAVRIČ**

New Records of Non-Biting Midges (Diptera, Chironomidae) from Marine and Coastal Habitats of the Slovenian Part of the Adriatic Sea ..... 291  
*Nove najdbe trzač (Diptera, Chironomidae) iz morskih in obmorskih habitatov v slovenskem delu Jadrana*

FLORA  
 FLORA  
 FLORA

**Amelio PEZZETTA, Marco PAOLUCCI & Mario PELLEGRINI**

Le Orchidaceae del sito di interesse comunitario "Monte Pallano e Lecceta d'Isca d'Archi" e delle zone limitrofe ..... 301  
*Kukavičevke območja, pomembnega za skupnost "Monte Pallano e Lecceta d'Isca d'Archi" in sosednjih območij*

DELO NAŠIH ZAVODOV IN DRUŠTEV  
 ATTIVITÀ DEI NOSTRI ISTITUTI E SOCIETÀ  
 ACTIVITIES BY OUR INSTITUTIONS AND ASSOCIATIONS

**Marina DERMASTIA, Tina ELERŠEK, Jadranka JEZERŠEK, Lučka KAJFEŽ BOGATAJ, Matjaž KUNTNER, Tamara LAH TURNŠEK, Matjaž LIČER, Lovrenc LIPEJ, Miha MIKELJ, Izidor OSTAN OŽBOLT, Maja RAVNIKAR, Katja SINUR, Darja STANIČ, Timotej TURK DERMASTIA, Al VREZEC**

Okoljski manifest ..... 315

IN MEMORIAM

**Jadran FAGANELI**

*V spomin prof. dr. Jožetu Štirnu (1934-2021)* ..... 321

Kazalo k slikam na ovitku ..... 326  
 Index to images on the cover ..... 326

## NEW EVIDENCE OF THE OCCURRENCE OF *KNOUTSODONTA PICTONI* (NUDIBRANCHIA, ONCHIDORIDIDAE) IN THE NORTHERN ADRIATIC

Ana FORTIČ, Domen TRKOV & Lovrenc LIPEJ  
Marine Biology Station Piran, National Institute of Biology, Slovenia  
e-mail: Ana.Fortic@nib.si

Marco FANTIN  
Sistiana Diving, Italy

Saul CIRIACO  
WWF Miramare MPA, Italy

### ABSTRACT

The authors present new data on the recently described nudibranch *Knoutsodonta pictoni* Furfaro & Trainito, 2017 in the Gulf of Trieste (northern Adriatic Sea). We hereby present the first record of this species in Slovenian territorial waters. A total of 22 specimens of *K. pictoni* were recorded by diving in the period from 2017 to 2021 at five localities in the Gulf of Trieste. All specimens were found in precoralligenous habitats in the depth range of 5 to 9 m, feeding on the encrusting bryozoan *Reptadeonella violacea* (Johnston, 1847). Numerous finds indicate that this only recently described and therefore little known nudibranch is much less rare than previously thought.

**Key words:** *Knoutsodonta pictoni*, Gulf of Trieste, sea slug, precoralligenous, cryptic species

## NUOVE PROVE DELLA PRESENZA DI *KNOUTSODONTA PICTONI* (NUDIBRANCHIA, ONCHIDORIDIDAE) NELL'ADRIATICO SETTENTRIONALE

### SINTESI

Gli autori presentano nuovi dati su una specie di nudibranco descritta recentemente, *Knoutsodonta pictoni* Furfaro & Trainito, 2017, nel Golfo di Trieste (Adriatico settentrionale). L'articolo fornisce il primo ritrovamento della specie nelle acque territoriali slovene. Un totale di 22 esemplari di *K. pictoni* sono stati trovati durante le immersioni effettuate nel periodo dal 2017 al 2021, in cinque località del Golfo di Trieste. Tutti gli esemplari sono stati rinvenuti in habitat precoralligeni, nell'intervallo di profondità da 5 a 9 m, mentre si nutrivano del briozoo incrostante *Reptadeonella violacea* (Johnston, 1847). I numerosi ritrovamenti indicano che questo nudibranco, descritto solo recentemente e quindi poco conosciuto, è molto meno raro di quanto si pensasse.

**Parole chiave:** *Knoutsodonta pictoni*, Golfo di Trieste, lumaca di mare, precoralligeno, specie criptica

## INTRODUCTION

*Knoutsodonta pictoni* Furfaro & Trainito, 2017 (Fig. 1) is a recently described nudibranch of the family Onchidorididae Gray, 1827. It is distributed in the western Mediterranean Sea in Spain (Ballesteros *et al.*, 2016; OPK Opistobranquis, 2020), in the Tyrrhenian and Ligurian Seas in Italy (Betti *et al.*, 2017; Furfaro & Trainito, 2017), and in the northeast Atlantic Ocean in Ireland and Scotland (Hallas & Gosliner, 2015; Furfaro & Trainito, 2017 and references therein; nudibranch.org, 2021). The first record of the species in the Adriatic Sea was reported by Furfaro & Trainito (2017) in Sistiana, Gulf of Trieste. Morphological features characteristic of the species are: elliptical and dorsally flattened body with bristly appearance; base colour dark brown with blue and white speckles on the mantle; rhinophores white with 9 to 11 lamellae; gills dark brown with 9 to 10 bipinnate branchial leaves (Furfaro & Trainito, 2017).

The aim of this short note is to provide new data on the occurrence of this species in the Gulf of Trieste and on the ecology of this nudibranch, as well as reporting the first record of this species for the Slovenian coasts.

## MATERIAL AND METHODS

Observations and sampling were carried out by scuba diving in the Italian and Slovenian parts of the Gulf of Trieste between 2017 and 2021, more specifically in Sistiana and Sistiana Castelreggio in the northern part of the Gulf of Trieste, in Barcola near the town

of Trieste, and in the southern part of the gulf, Piranček and Fiesa near the town of Portorož.


In Italy, the nudibranchs were observed from 2017 to 2020. Specimens were photographed with a Sea & Sea 2G camera with a Sea & Sea DS1 strobe using Nauticam CMC1 macro lens, and identified *in situ*. Depth and temperature were recorded at all sites.

In Slovenia, several bryozoan species were collected during a marine biodiversity survey in Natura 2000 sites in summer 2021. Depth and temperature were recorded. Nudibranchs and the bryozoan colonies on which they were found were identified in the laboratory and photographed under a stereomicroscope (Olympus SZX16) with a digital camera (Olympus DP25), with the nudibranchs subsequently deposited in the malacological collection.

Specimens were identified using the diagnostic features described by Furfaro & Trainito (2017). Systematics and validity of names were checked using the World Register of Marine Species [WoRMS].

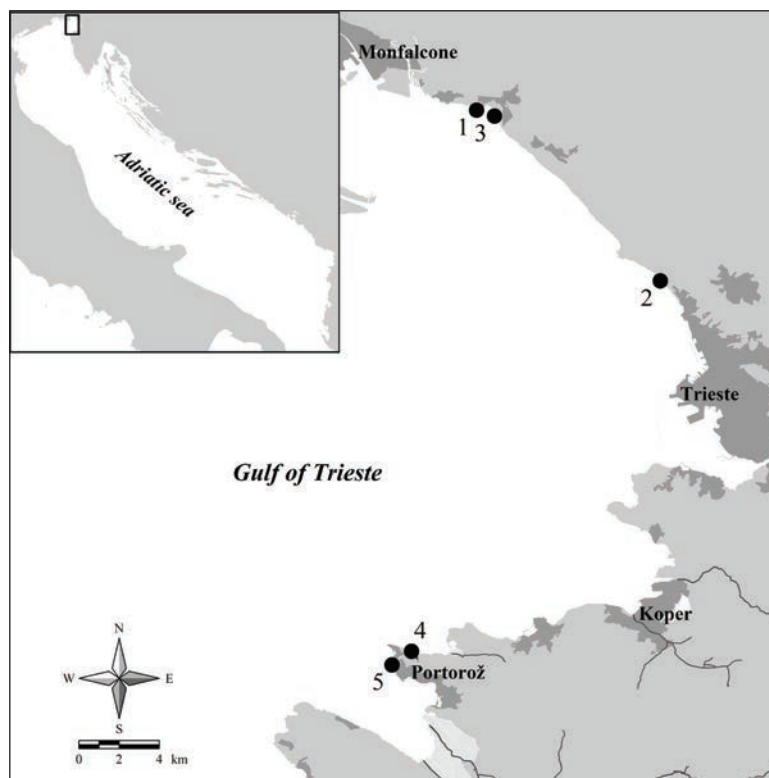
## RESULTS AND DISCUSSION

A total of 22 specimens (20 of which found in Italy and 2 in Slovenia) and 6 egg masses (found only in Italy) were photographed over a five-year period (from 2017 to 2021; see Tab. 1 for details). All specimens displayed the same colour pattern with little chromatic variability. In general, this species was found in winter and summer on precoralligenous rocky bottoms 5 to 9 m deep and in a temperature zone ranging from 7 to 26°C. The habitats where the specimens were observed were located under



**Fig. 1:** *Knoutsodonta pictoni*; **a** – specimen feeding on the bryozoan *Reptadeonella violacea*, **b** – two specimens, and **c** – close-up of a specimen with visible white lamellate rhinophores (Photo: M. Fantin).

**Sl. 1:** *Knoutsodonta pictoni*; **a** – primerek se prehranjuje na mahovnjaku *Reptadeonella violacea*, **b** – dva primerka, in **c** – bližinski posnetek primerka z vidnimi lamelastimi rinoforjema (Foto: M. Fantin).



**Fig. 2:** Map of the Gulf of Trieste with five localities where the specimens of *Knoutsodonta pictoni* were found (black dots). The numbers next to the black dots represent the localities listed in Tab. 1.


**Sl. 2:** Zemljevid Tržaškega zaliva s petimi lokalitetami, kjer so bili najdeni primerki vrste *Knoutsodonta pictoni* (črni krogi). Številke poleg krogcev označujejo lokalitete, ki so navedene v Tab. 1.

**Tab. 1:** Data on the occurrence of *Knoutsodonta pictoni* in the Gulf of Trieste in the period 2017–2021.

**Tab. 1:** Podatki o pojavljanju vrste *Knoutsodonta pictoni* v Tržaškem zalivu v obdobju med 2017 in 2021.

date	locality number	locality	GPS N	GPS E	n	egg mass	depth (m)	T (°C)
14.1.2017	1	Sistiana	45°46'7.88"	13°37'21.19"	2	1	7	7
21.1.2017	2	Barcola	45°41'30.53"	13°44'20.26"	2	1	4	7
29.1.2017	1	Sistiana	45°46'7.88"	13°37'21.19"	2		8	8
30.1.2017	3	Sistiana Castelreggio	45°45'58.21"	13°38'2.04"	2		8	8
4.2.2017	3	Sistiana Castelreggio	45°45'58.21"	13°38'2.04"	2	1	9	9
5.2.2017	3	Sistiana Castelreggio	45°45'58.21"	13°38'2.04"	2		8	9
18.2.2017	1	Sistiana	45°46'7.88"	13°37'21.19"	2	1	9	9
10.2.2018	3	Sistiana Castelreggio	45°45'58.21"	13°38'2.04"	2	1	7	10
24.2.2018	3	Sistiana Castelreggio	45°45'58.21"	13°38'2.04"	2	1	8	10
10.3.2018	1	Sistiana	45°46'7.88"	13°37'21.19"	1		9	11
2.6.2020	1	Sistiana	45°46'7.88"	13°37'21.19"	1		8,5	16
20.7.2021	4	Fiesa	45°31'38.4"	13°34'42.54"	1		7	21
29.7.2021	5	Piranček	45°31'16.75"	13°33'57.45"	1		5	26





**Fig. 3:** *Spawn of Knoutsodonta pictoni*; **a** – white ribbon with eggs on the bryozoan *Reptadeonella violacea*, **b** – oviphagous nudibranch *Favorinus branchialis* feeding with the eggs of *K. pictoni* (Photo: M. Fantin).

**Sl. 3:** *Mrest vrste Knoutsodonta pictoni*; **a** – beli svitek z jajci na mahovnjaku vrste *Reptadeonella violacea*, **b** – ovifagni gološkrigar vrste *Favorinus branchialis* se hrani z jajci vrste *K. pictoni* (Foto: M. Fantin).

stones, on molluscan shells, and on rocks. In Sistiana the nudibranch was regularly observed in 2017, 2018, and 2020, in Sistiana Castelletto it was recorded in the winters of 2017 and 2018, and in Barcola only once, in winter 2017. The spawning activities were observed from late January to May. The egg masses were white, concentrically folded and ribbon-shaped (Fig. 3a). On one occasion, an oviphagous nudibranch, *Favorinus branchialis* (Rathke, 1806), was photographed devouring an egg mass of *K. pictoni* (Fig. 3b). With regard to findings along the Slovenian coast, only two specimens were found in summer 2021, both small-sized (between 3 and 4 mm), probably juveniles.

The ecology of *K. pictoni*, being this nudibranch a recently described species, is poorly known. However, the numerous findings reported in this study indicate that it is far less rare than previously thought. All the specimens collected were found feeding on the encrusting cheilostomatid bryozoan *Reptadeonella violacea* (Johnston, 1847). The same was observed by Furfaro & Trainito (2017), suggesting a preferential predatory relationship. In fact, it is not uncommon for nudibranchs to feed on one prey species only (Todd & Havenhand, 1989). *R. violacea* is a common bryozoan species in the shallow waters of the Mediterranean Sea, living as an epiphyte in *Posidonia* meadows, on algae (Novosel, 2005), on the underside of stones, and

on molluscan shells. Nudibranchs are mostly known as vividly coloured heterobranchs, while species with cryptic colouration are less well known. They use various camouflage strategies such as homochromy, countershading, and cryptic or disruptive colouration (Todd, 1981). These cryptic species, such as *K. pictoni*, were often overlooked in the past, due to their excellent camouflage. In fact, to date, only three species of the family Onchidorididae [*K. pictoni*; *K. neapolitana* (Delle Chiaje, 1841) and *K. depressa* (Alder & Hancock, 1842)] have been recorded in the Gulf of Trieste and throughout the northern Adriatic Sea (Ciriaco & Poloniato, 2016; Zenetos *et al.*, 2016; Furfaro & Trainito, 2017; Lipej *et al.*, 2018; present study). Therefore, continuous monitoring is necessary to extend our knowledge of these particular species, which often go unnoticed.

#### ACKNOWLEDGMENTS

The authors would like to dedicate this paper to Barbara Camassa, a passionate diver and underwater photographer. Our special thanks go to Borut Mavrič, who provided us with samples of bryozoans for analysis, and Milijan Šiško, who drew the map of the localities. Finally, we would like to thank two anonymous reviewers who helped us improve the article.

## NOVI PODATKI O POJAVLJANJU VRSTE *KNOUTSODONTA PICTONI* (NUDIBRANCHIA, ONCHIDORIDIDAE) V SEVERNEM JADRANU

Ana FORTIČ, Domen TRKOV & Lovrenc LIPEJ  
Marine Biology Station Piran, National Institute of Biology, Slovenia  
e-mail: Ana.Fortic@nib.si

Marco FANTIN  
Sistiana Diving, Italy

Saul CIRIACO  
WWF Miramare MPA, Italy

### POVZETEK

Avtorji poročajo o novih najdbah pred kratkim opisanega polža gološkrjarja vrste *Knoutsodonta pictoni* Furfaro & Trainito, 2017 v Tržaškem zalivu (severni Jadran). Navajajo prvi zapis o pojavljanju te vrste za slovenske vode. V obdobju med 2017 in 2021 je bilo na potapljaških vzorčenjih popisanih skupno 22 primerkov vrste *K. pictoni* na petih lokalitetah v Tržaškem zalivu. Vsi primerki so bili najdeni v prekoralignu v globinskem pasu med 5 in 9 m, kjer so se prehranjevali s skorjastim mahovnjakom vrste *Reptadeonella violacea* (Johnston, 1847). Številne najdbe kažejo, da je ta pred kratkim opisana in slabo poznana vrsta pogostejša, kot so domnevali doslej.

**Ključne besede:** *Knoutsodonta pictoni*, Tržaški zaliv, gološkrjarji, prekoralign, kriptična vrsta

## REFERENCES

- Ballesteros, M., E. Madrenas & M. Miquel (2016):** Actualización del catálogo de los moluscos opisthobranchios (Gastropoda: Heterobranchia) de las costas catalanas. *Spira*, 6, 1-28.
- Betti, F., S. Bava & R. Cattaneo-Vietti (2017):** Composition and seasonality of a heterobranch assemblage in a sublittoral, unconsolidated, wave-disturbed community in the Mediterranean Sea. *Journal of Molluscan Studies*, 83, 325-332.
- Ciriaco, S. & D. Poloniato (2016):** Guida illustrata ai nudibranchi del Golfo di Trieste. Pandion Edizioni, Roma, 88 pp.
- Furfaro, G. & E. Trainito (2017):** A new species from the Mediterranean Sea and North-Eastern Atlantic Ocean: *Knoutsodonta pictoni* n. sp. (Gastropoda Heterobranchia Nudibranchia). *Biodiversity Journal*, 8(2), 725-738.
- Hallas, J.M. & T.M. Gosliner (2015):** Family matters: the first molecular phylogeny of the Onchidorididae Gray, 1827 (Mollusca, Gastropoda, Nudibranchia). *Molecular phylogenetics and evolution*, 88, 16-27.
- Lipej, L., D. Trkov & B. Mavrič (2018):** Polži zaškrjarji slovenskega morja, Nacionalni Inštitut za Biologijo, Morska Biološka Postaja, Piran. 306 pp.
- Novosel, M. (2005):** Bryozoans of the Adriatic Sea. *Denisia*, 16: 231-246.
- nudibranch.org (2021):** <http://www.nudibranch.org/Scottish%20Nudibranchs/html/knoutsodonta-pictoni-01.html> (accessed on 24 November 2021).
- OPK Opisthobranchs (2020):** <https://opisthobranchs.info/en/> (accessed on 31 October 2021).
- Todd, C.D. (1981):** The Ecology of Nudibranch Molluscs. *Oceanography and Marine Biology: An Annual Review*, 19, 141-233.
- Todd, C.D. & J.N. Havenhand (1989):** Nudibranch-bryozoan associations: the quantification of ingestion and some observations on partial predation among Doridoidea. *Journal of Molluscan Studies*, 12(3), 795-804.
- Zenetos, A., V. Mačić, A. Jaklin, L. Lipej, D. Pouršanidis, R. Cattaneo-Vietti, S. Beqiraj, F. Betti, D. Poloniato, L. Kashta, S. Katsanevakis & F. Crocetta (2016):** Adriatic 'opisthobranchs' (Gastropoda, Heterobranchia): shedding light on biodiversity issues. *Marine Ecology*, 37(6), 1239-1255.