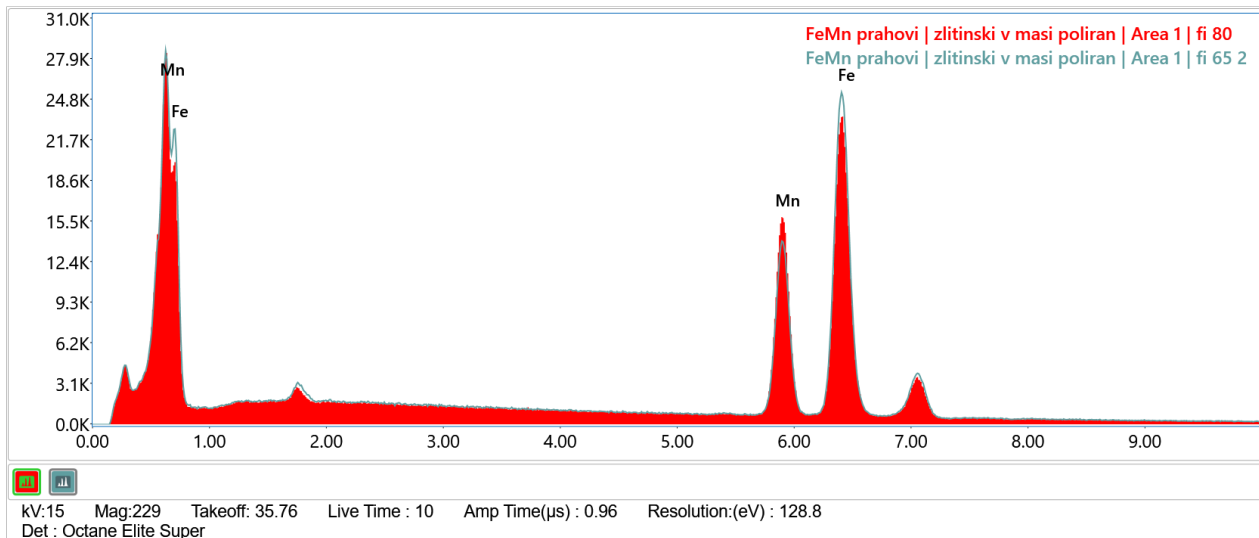



FeMn Powder

Author: IMT
Creation: 2/17/2023 9:42:18 AM
Sample Name: Alloy powder in Bakelite polished



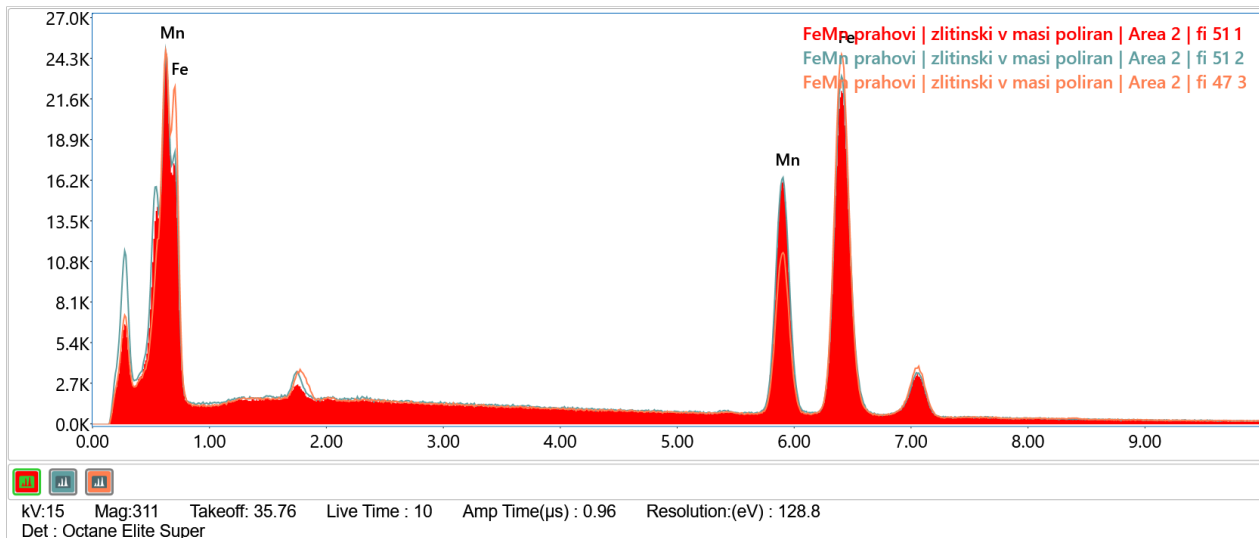
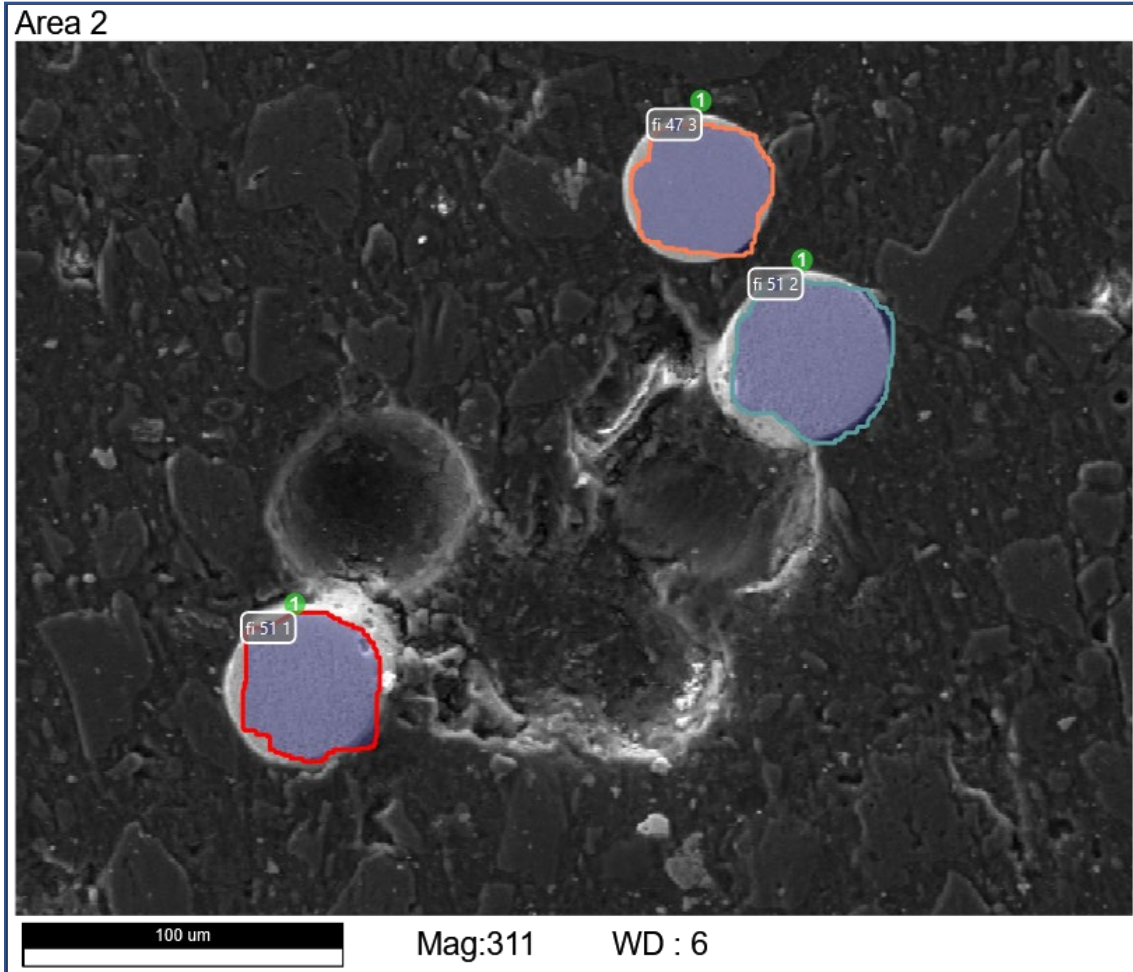
FeMn Powder

eZAF Quant Result

Element	Weight %	MDL	Atomic %	Error %	Net Int.	R	A	F
FeMn prahovi zlitinski v masi poliran Area 1 fi 80 - Analysis Uncertainty: 3.12 %								
Mn K	35.7	0.16	36.1	2.8	21552.2	0.9142	0.9775	1.0545
Fe K	64.3	0.22	63.9	2.7	32882.2	0.9213	0.9788	1.0246
FeMn prahovi zlitinski v masi poliran Area 1 fi 65 2 - Analysis Uncertainty: 3.62 %								
Mn K	30.8	0.17	31.1	2.9	18596.1	0.9140	0.9778	1.0600
Fe K	69.2	0.21	68.9	2.7	35286.3	0.9211	0.9796	1.0246

FeMn Powder

Author: IMT
Creation: 2/17/2023 9:46:45 AM
Sample Name: Alloy powder in Bakelite polished



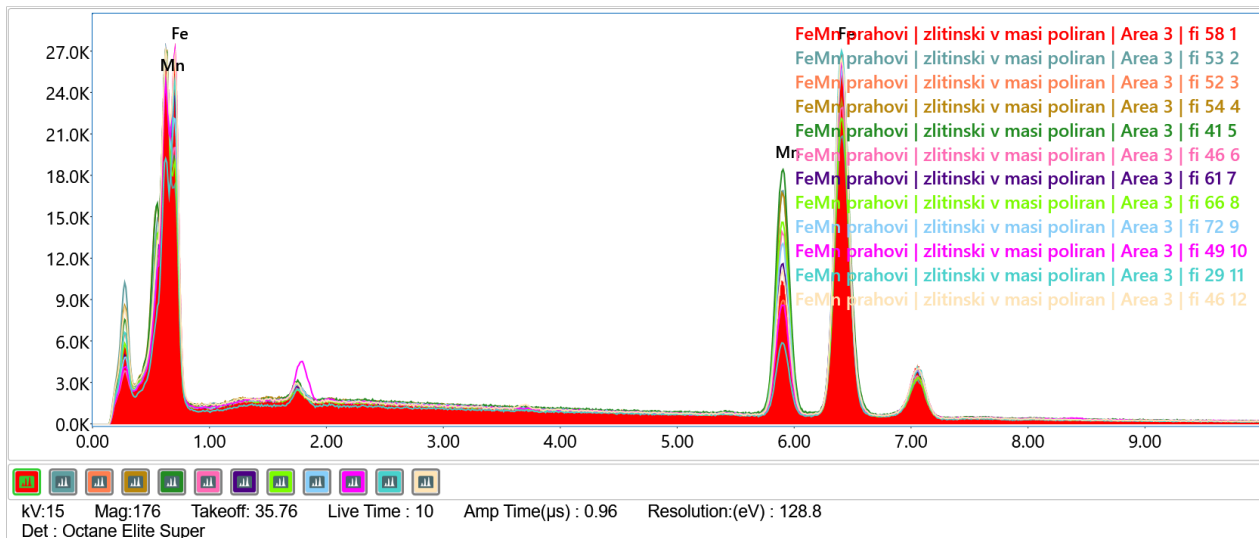

FeMn Powder

eZAF Quant Result

Element	Weight %	MDL	Atomic %	Error %	Net Int.	R	A	F
FeMn prahovi zlitinski v masi poliran Area 2 fi 51 1 - Analysis Uncertainty: 3.09 %								
Mn K	37.7	0.17	38.1	2.8	22002.3	0.9143	0.9780	1.0525
Fe K	62.3	0.24	61.9	2.8	30859.9	0.9213	0.9790	1.0247
FeMn prahovi zlitinski v masi poliran Area 2 fi 51 2 - Analysis Uncertainty: 4.74 %								
Mn K	37.0	0.17	37.4	2.8	19981.9	0.9142	0.9780	1.0532
Fe K	63.0	0.25	62.6	2.8	28884.4	0.9213	0.9791	1.0247
FeMn prahovi zlitinski v masi poliran Area 2 fi 47 3 - Analysis Uncertainty: 5.88 %								
Mn K	26.8	0.17	27.2	3.0	15440.5	0.9138	0.9777	1.0652
Fe K	73.2	0.2	72.8	2.7	35318.7	0.9209	0.9799	1.0245

FeMn Powder

Author: IMT
 Creation: 2/17/2023 10:01:17 AM
 Sample Name: Alloy powder in Bakelite polished



FeMn Powder

eZAF Quant Result

Element	Weight %	MDL	Atomic %	Error %	Net Int.	R	A	F
FeMn prahovi zlitinski v masi poliran Area 3 fi 58 1 - Analysis Uncertainty: 3.71 %								
Mn K	22.9	0.17	23.1	3.1	13606.7	0.9137	0.9776	1.0715
Fe K	77.1	0.2	76.9	2.7	38324.5	0.9208	0.9803	1.0245
FeMn prahovi zlitinski v masi poliran Area 3 fi 53 2 - Analysis Uncertainty: 3.36 %								
Mn K	40.0	0.17	40.4	2.8	22203.2	0.9144	0.9780	1.0503
Fe K	60.0	0.22	59.6	2.8	28247.6	0.9214	0.9788	1.0247
FeMn prahovi zlitinski v masi poliran Area 3 fi 52 3 - Analysis Uncertainty: 4.02 %								
Mn K	21.4	0.16	21.7	3.1	12607.4	0.9136	0.9775	1.0741
Fe K	78.6	0.19	78.3	2.7	38537.3	0.9207	0.9804	1.0244
FeMn prahovi zlitinski v masi poliran Area 3 fi 54 4 - Analysis Uncertainty: 3.16 %								
Mn K	37.3	0.17	37.6	2.8	21274.9	0.9143	0.9780	1.0529
Fe K	62.7	0.27	62.4	2.8	30380.2	0.9213	0.9791	1.0247
FeMn prahovi zlitinski v masi poliran Area 3 fi 41 5 - Analysis Uncertainty: 4.11 %								
Mn K	37.0	0.16	37.4	2.8	20610.1	0.9142	0.9779	1.0532
Fe K	63.0	0.27	62.6	2.8	29765.3	0.9213	0.9791	1.0247
FeMn prahovi zlitinski v masi poliran Area 3 fi 46 6 - Analysis Uncertainty: 3.23 %								
Mn K	32.9	0.16	33.3	2.9	20093.9	0.9141	0.9778	1.0575
Fe K	67.1	0.22	66.7	2.7	34614.8	0.9211	0.9794	1.0246
FeMn prahovi zlitinski v masi poliran Area 3 fi 61 7 - Analysis Uncertainty: 3.42 %								
Mn K	26.3	0.17	26.6	3.0	15720.8	0.9138	0.9777	1.0660
Fe K	73.7	0.24	73.4	2.7	36979.9	0.9209	0.9799	1.0245
FeMn prahovi zlitinski v masi poliran Area 3 fi 66 8 - Analysis Uncertainty: 3.07 %								
Mn K	35.3	0.17	35.6	2.8	20780.7	0.9142	0.9779	1.0550
Fe K	64.7	0.22	64.4	2.7	32311.3	0.9212	0.9793	1.0246
FeMn prahovi zlitinski v masi poliran Area 3 fi 72 9 - Analysis Uncertainty: 3.36 %								
Mn K	29.0	0.17	29.4	2.9	17372.0	0.9139	0.9778	1.0622
Fe K	71.0	0.24	70.6	2.7	35762.3	0.9210	0.9798	1.0245
FeMn prahovi zlitinski v masi poliran Area 3 fi 49 10 - Analysis Uncertainty: 99.00 %								
Mn K	20.2	0.17	20.4	3.1	11800.2	0.9135	0.9775	1.0764
Fe K	79.8	0.23	79.6	2.7	38851.5	0.9207	0.9805	1.0244
FeMn prahovi zlitinski v masi poliran Area 3 fi 29 11 - Analysis Uncertainty: 4.09 %								
Mn K	13.8	0.17	13.9	3.4	7497.2	0.9133	0.9773	1.0916
Fe K	86.2	0.2	86.1	2.7	38551.7	0.9204	0.9810	1.0243

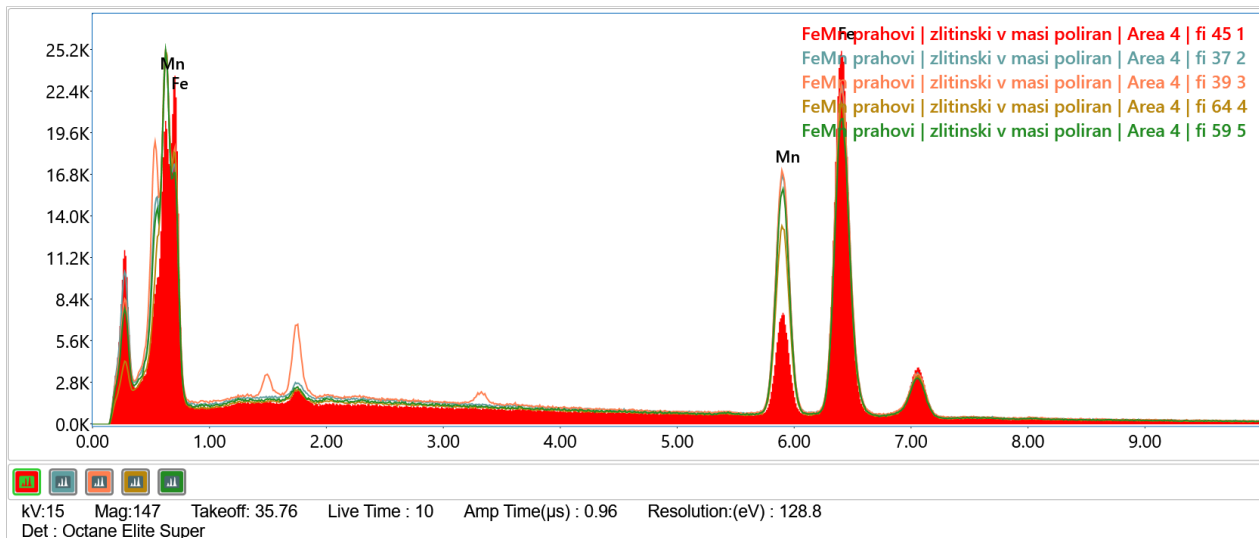

FeMn Powder

eZAF Quant Result

Element	Weight %	MDL	Atomic %	Error %	Net Int.	R	A	F
FeMn prahovi zlitinski v masi poliran Area 3 fi 46 12 - Analysis Uncertainty: 3.82 %								
Mn K	24.4	0.18	24.7	3.0	13908.8	0.9137	0.9776	1.0689
Fe K	75.6	0.21	75.3	2.7	36004.5	0.9208	0.9801	1.0245

FeMn Powder

Author: IMT
 Creation: 2/17/2023 12:56:21 PM
 Sample Name: Alloy powder in Bakelite polished



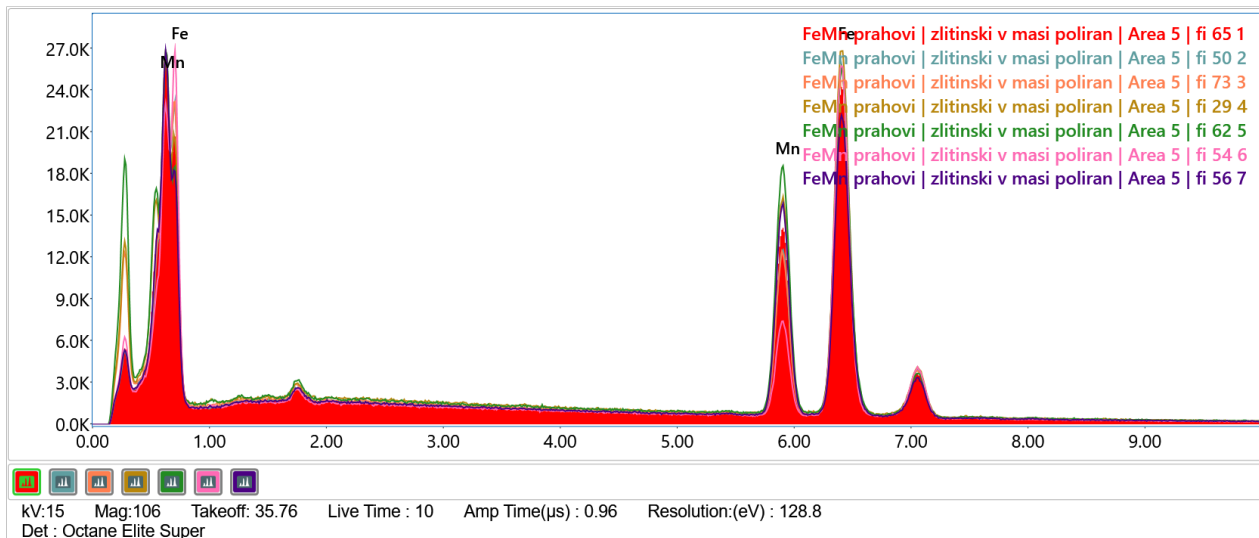
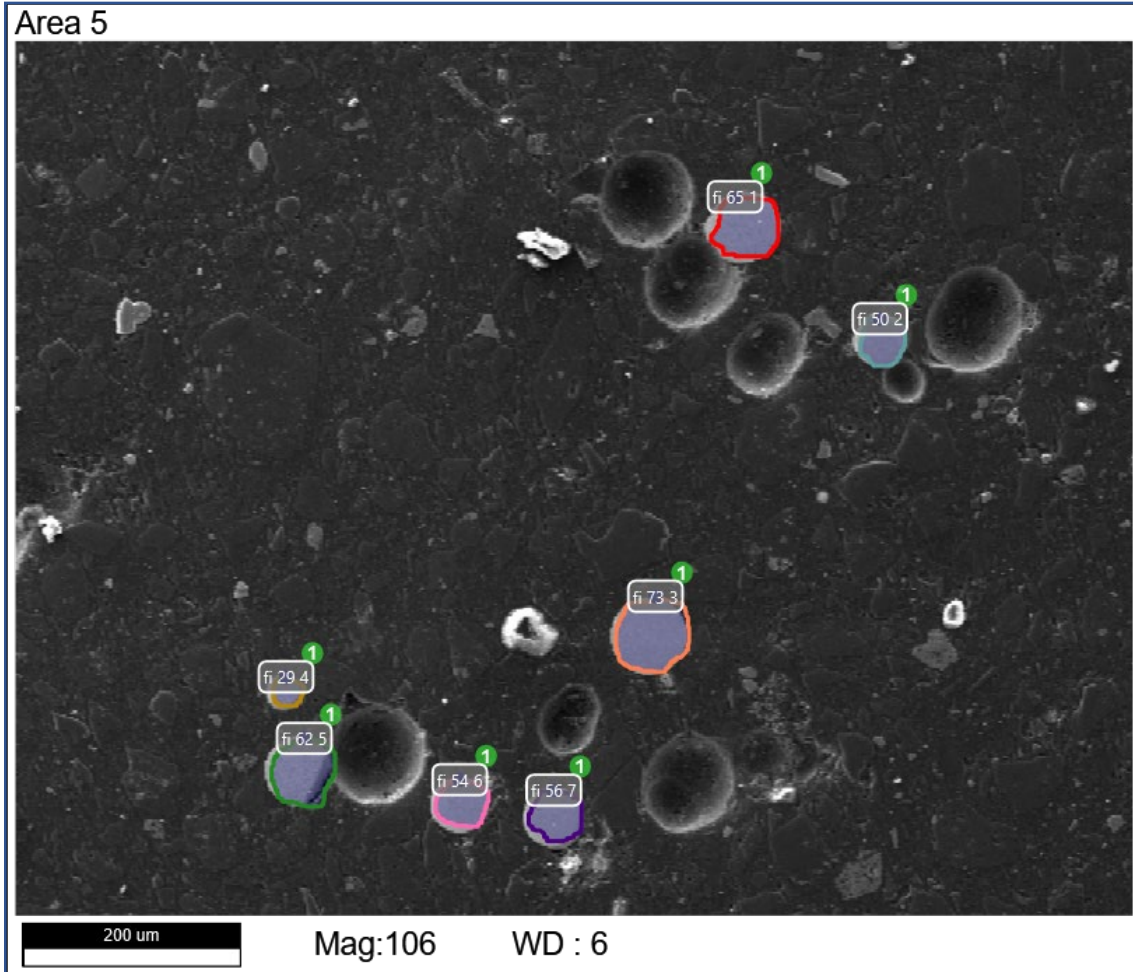
FeMn Powder

eZAF Quant Result

Element	Weight %	MDL	Atomic %	Error %	Net Int.	R	A	F
FeMn prahovi zlitinski v masi poliran Area 4 fi 45 1 - Analysis Uncertainty: 3.68 %								
Mn K	18.4	0.17	18.7	3.2	9972.8	0.9135	0.9775	1.0800
Fe K	81.6	0.2	81.3	2.7	36539.7	0.9206	0.9806	1.0244
FeMn prahovi zlitinski v masi poliran Area 4 fi 37 2 - Analysis Uncertainty: 3.06 %								
Mn K	38.3	0.17	38.6	2.8	21365.2	0.9143	0.9780	1.0520
Fe K	61.7	0.22	61.4	2.8	29263.5	0.9213	0.9790	1.0247
FeMn prahovi zlitinski v masi poliran Area 4 fi 39 3 - Analysis Uncertainty: 99.00 %								
Mn K	38.6	0.17	39.0	2.8	21344.9	0.9143	0.9780	1.0516
Fe K	61.4	0.26	61.0	2.8	28764.9	0.9214	0.9789	1.0247
FeMn prahovi zlitinski v masi poliran Area 4 fi 64 4 - Analysis Uncertainty: 3.22 %								
Mn K	33.6	0.17	34.0	2.9	20037.1	0.9141	0.9778	1.0567
Fe K	66.4	0.25	66.0	2.7	33432.1	0.9212	0.9793	1.0246
FeMn prahovi zlitinski v masi poliran Area 4 fi 59 5 - Analysis Uncertainty: 3.21 %								
Mn K	38.8	0.18	39.2	2.8	21398.5	0.9143	0.9780	1.0515
Fe K	61.2	0.24	60.8	2.8	28629.5	0.9214	0.9789	1.0247

FeMn Powder

Author: IMT
 Creation: 2/17/2023 1:09:39 PM
 Sample Name: Alloy powder in Bakelite polished



FeMn Powder

eZAF Quant Result

Element	Weight %	MDL	Atomic %	Error %	Net Int.	R	A	F
FeMn prahovi zlitinski v masi poliran Area 5 fi 65 1 - Analysis Uncertainty: 3.45 %								
Mn K	32.2	0.17	32.5	2.9	19060.4	0.9140	0.9779	1.0583
Fe K	67.8	0.24	67.5	2.7	33925.9	0.9211	0.9794	1.0246
FeMn prahovi zlitinski v masi poliran Area 5 fi 50 2 - Analysis Uncertainty: 3.53 %								
Mn K	28.1	0.16	28.4	2.9	16585.8	0.9139	0.9777	1.0635
Fe K	71.9	0.22	71.6	2.7	35746.5	0.9210	0.9798	1.0245
FeMn prahovi zlitinski v masi poliran Area 5 fi 73 3 - Analysis Uncertainty: 3.33 %								
Mn K	27.5	0.18	27.9	3.0	14833.3	0.9139	0.9777	1.0642
Fe K	72.5	0.22	72.1	2.7	32775.7	0.9209	0.9798	1.0245
FeMn prahovi zlitinski v masi poliran Area 5 fi 29 4 - Analysis Uncertainty: 3.15 %								
Mn K	33.0	0.17	33.4	2.9	18364.0	0.9141	0.9778	1.0574
Fe K	67.0	0.2	66.6	2.8	31466.0	0.9211	0.9794	1.0246
FeMn prahovi zlitinski v masi poliran Area 5 fi 62 5 - Analysis Uncertainty: 3.51 %								
Mn K	37.6	0.19	38.0	2.9	16719.3	0.9143	0.9780	1.0526
Fe K	62.4	0.28	62.0	2.8	23557.3	0.9213	0.9790	1.0247
FeMn prahovi zlitinski v masi poliran Area 5 fi 54 6 - Analysis Uncertainty: 3.34 %								
Mn K	17.6	0.17	17.9	3.2	10098.9	0.9134	0.9775	1.0818
Fe K	82.4	0.2	82.1	2.7	39062.6	0.9206	0.9807	1.0244
FeMn prahovi zlitinski v masi poliran Area 5 fi 56 7 - Analysis Uncertainty: 3.26 %								
Mn K	36.9	0.17	37.2	2.8	21564.1	0.9142	0.9779	1.0533
Fe K	63.1	0.23	62.8	2.8	31320.4	0.9213	0.9790	1.0246