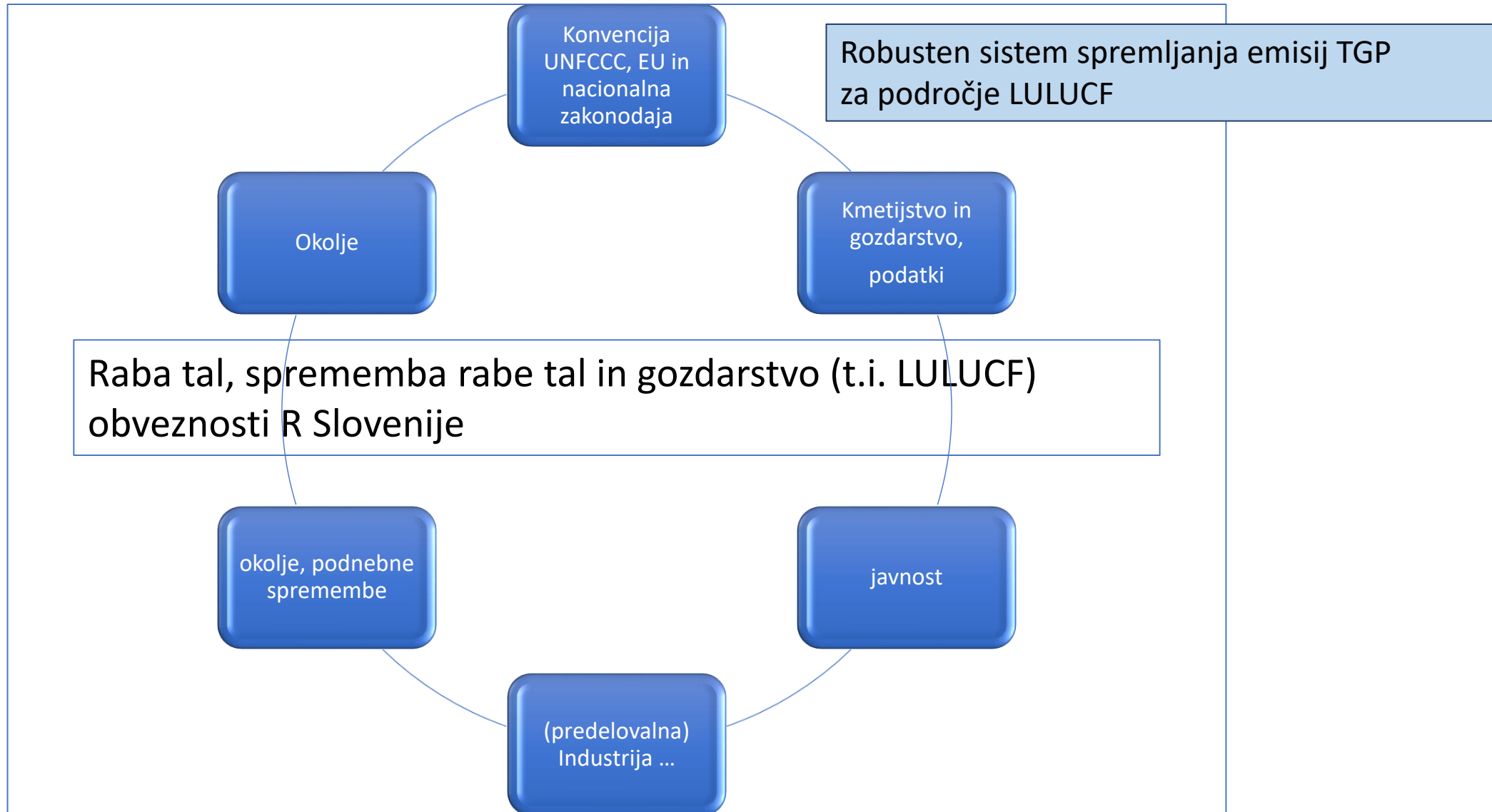




»Vzpostavitev enotnega sistema zbiranja podatkov za spremljanje emisij zaradi rabe zemljišč, spremembe rabe zemljišč in gozdarstva«
projekt LIFE IP CARE4CLIMATE

četrtek, 20. junija 2019 ob 9.00
velika dvorana
Gozdarski inštitut Slovenije,
Večna pot 2, 1000 Ljubljana

Dr. Primož Simončič





Action C8: Towards a Climate Friendly Land Use Strategy (LULUCF)

Main activities:

- **C8.1: Establishment of the LULUCF monitoring system (NG-1, NG-2)**
- C8.2 Strategic Plan for Key Measures and Demonstration of Selected Measures (NG-4)
- C8.3: Building Professional and Governance Capacities (NORG-2)
- C8.4: Raising Information and Public Awareness on CCM (NU-4)



Subactivities of the C8 action:

C8.1 Monitoring System

- Monitoring design
- Sustainability indicators
- LULUCF online application
- Ex-ante model evaluation
- Experimental sites design
- LULUCF centralised database

C8.2 Strategic Plan and Demonstration

- Strategic plan – key measures (5 existing, 2 additional)
- Demonstration in the pilot areas (3 selected measures)
- Restoration of degraded forests (Kočevje, SiDG)
- Improvement of wetland management (Park Lj Barje)
- Maintenance of permanent grassland (Park Goričko)

C8.3 Capacity Building

- Assessment of capacities
- Train the trainers (7 trainers)
- Education and training – Program of Workshops (20 WS in total)
- 2 Summer schools

C8.4 Raising Information and Public Awareness

- Awareness raising campaign (3 jumbo posters, 1 educational video, CCM lectures, 15 Science days etc.)
- Cooperation with key stakeholders (ministries, Inter-sectorial Working Group, CCM Partnership etc.)
- Action plan for TR of project results



C8.1: Establishment of the LULUCF monitoring system

Expected results:

- I. National design for carbon stock monitoring in the LULUCF sector
- II. Online application for land use interpretation and representation
- III. Design of permanent experimental sites
- IV. Centralized database for LULUCF established
- V. 200 participants educated at workshops
- VI. Indirect effect on CO₂ reduction



Key stakeholders and main target audience

Key stakeholders:

Slovenia Forest Service

Agricultural Institute of Slovenia

EU LULUCF experts

Ministry of Agriculture, Forestry and Food

Ministry of Economic Development and Technology

The Forest Owners Association of Slovenia

Institute of the RS for Nature Conservation

Ljubljana Marsh Nature Park, Goričko Nature Park

The Surveying and Mapping Authority of the RS

Agency of the RS for Agricultural Markets and Rural
Development

The Urban Planning Institute of the RS

Institute for Water of the RS

Main target audience:

Land owners

Farmers

Policy makers

Managers of state owned forest and farmland

Statistical Office of the RS

Slovenian Environment Agency

Nature parks

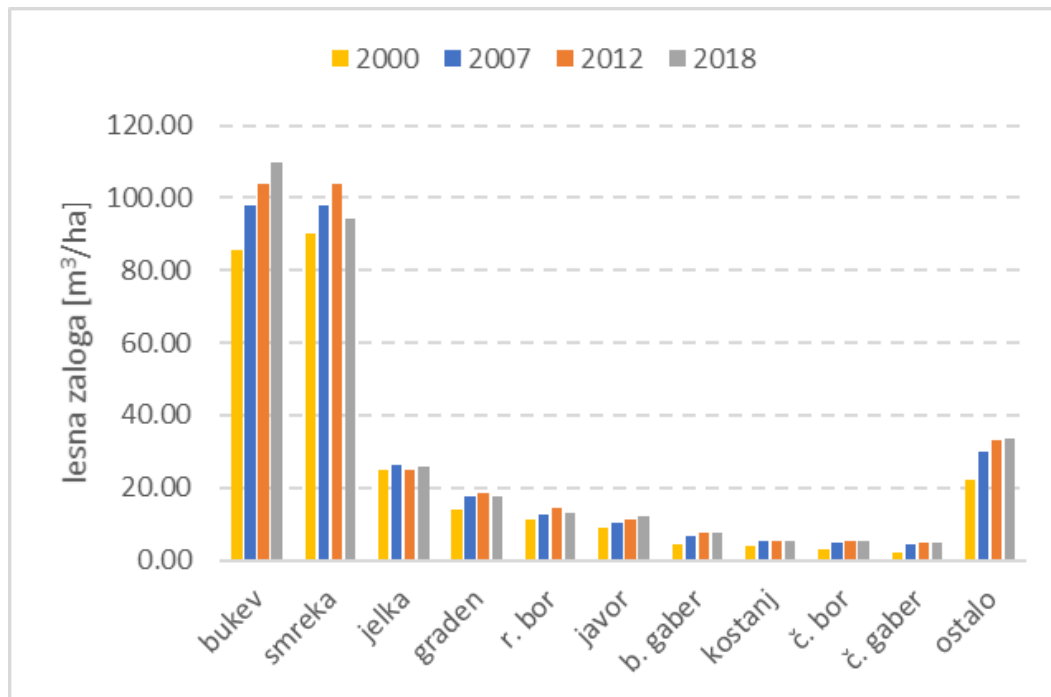
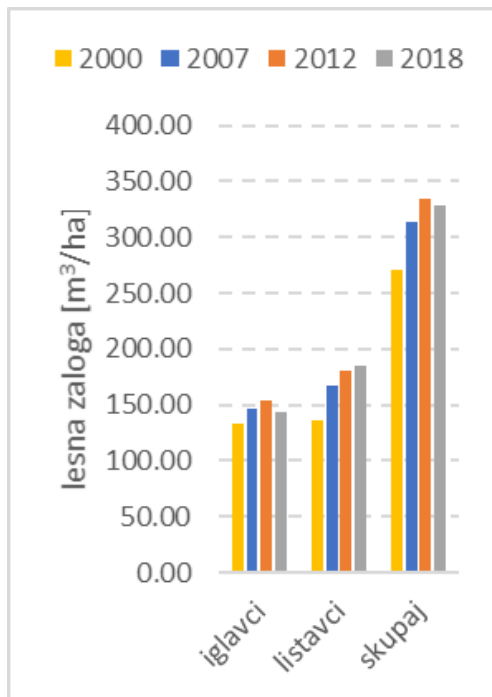
Professors and students

Other experts

Local communities

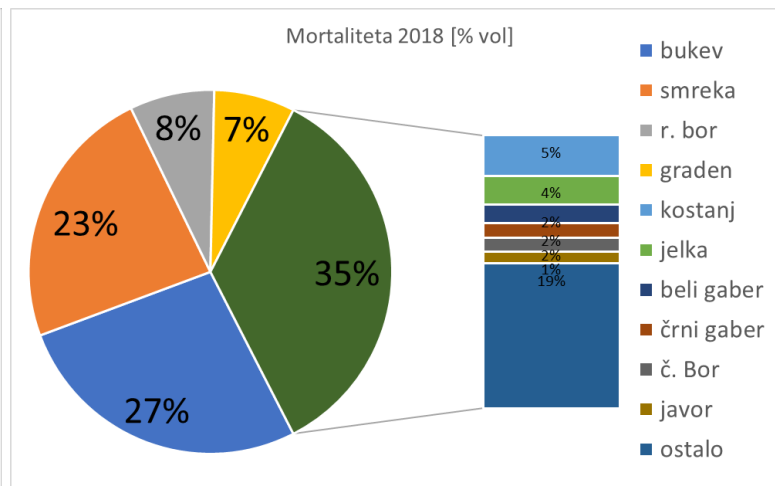
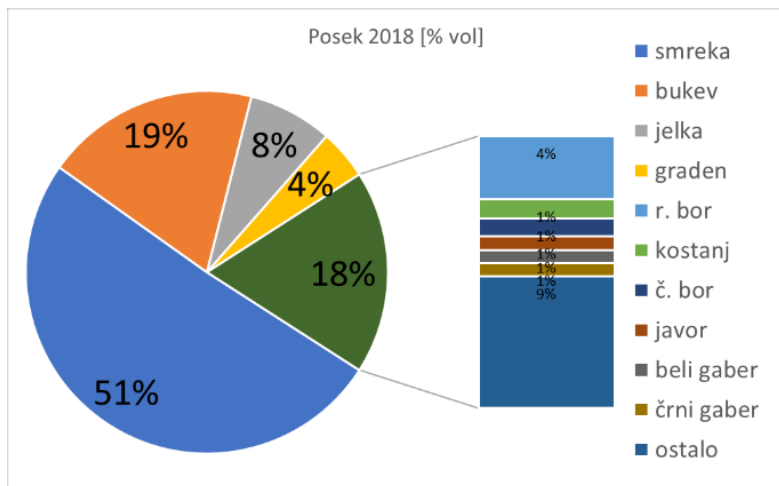
NGOs

General public



Gozdni prostor – inventura v l. 2018 (NFI; GIS&ZGS)

Sprememba lesne zaloge med leti 2000 in 2018 za iglavce in listavce (levo) in za glavne drevesne vrste (desno).



Odstotek poseka glede na glavne drevesne vrste (levo) in delež dreves, ki so odmrla med leti 2012 in 2018.

Obračunavanje emisij v gozdovih, Slovenija, NIR/LULUCF v I. 2019 B. Mali s sod. , GIS & ZGS & BF & MKGP

UNFCCC (NIR)

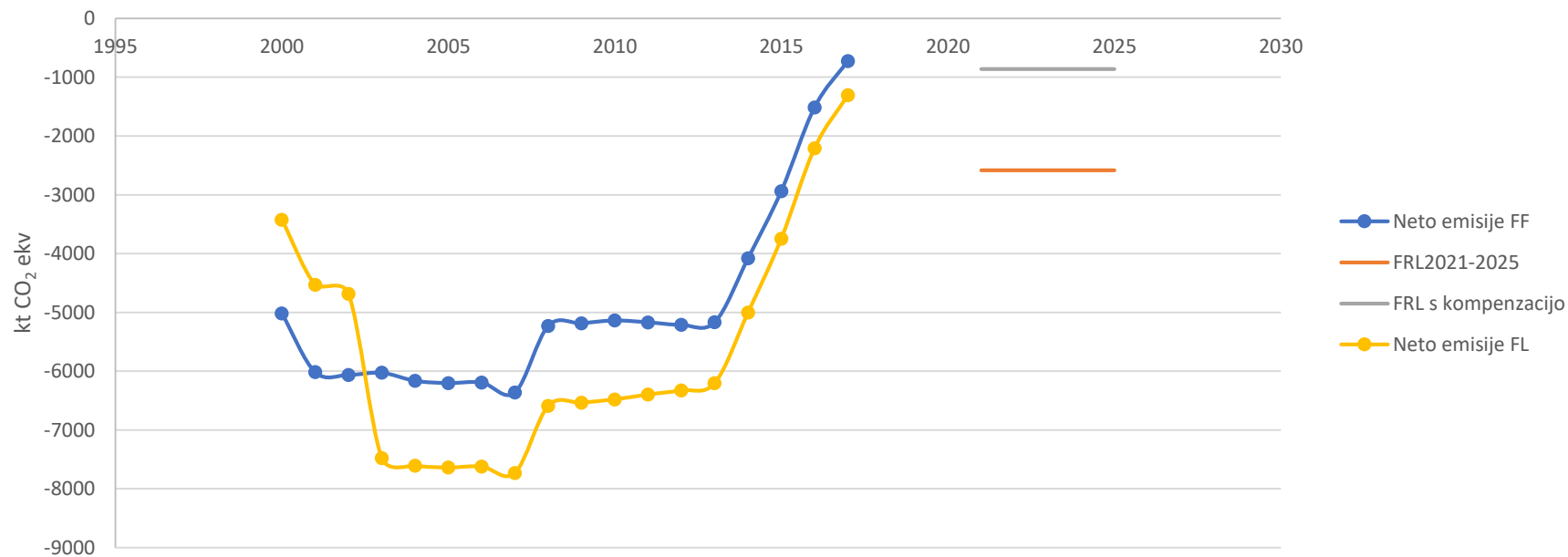
FF = FM	2000	2001	2002	2003	2004	2005	2006	2007	2008	2009	2010	2011	2012	2013	2014	2015	2016	2017	2018	2019	2020	2021	2022	2023	2024	2025
AGB	-3762,32	-4509,99	-4525,86	-4538,97	-4552,10	-4565,24	-4578,39	-4594,19	-4073,95	-4081,51	-4089,09	-4155,37	-4221,74	-3630,61	-2662,97	-1713,22	-579,20	57,39								
BGB	-821,16	-1083,44	-1088,81	-1093,53	-1098,25	-1102,97	-1107,70	-1113,07	-943,25	-945,23	-947,22	-962,81	-978,43	-874,06	-653,25	-436,20	-176,45	-30,70								
DW	-366,96	-367,40	-367,85	-368,07	-368,29	-368,51	-368,73	-369,17	3,23	3,23	3,24	3,29	3,34	-644,78	-654,64	-664,51	-674,31	-684,10								
HWP	-74,85	-67,91	-84,37	-122,11	-149,71	-173,11	-203,94	-291,50	-217,46	-168,57	-107,26	-65,22	-58,20	-21,26	-111,18	-126,06	-100,86	-81,04								
Biomass burning (WF)	7,02	13,94	4,60	96,91	4,79	9,13	67,66	7,16	3,34	8,32	3,77	11,53	43,33	3,63	1,01	3,69	18,44	13,65								
Neto emisije FF	-5018,26	-6014,81	-6062,29	-6025,78	-6163,57	-6200,71	-6191,10	-6360,78	-5228,09	-5183,76	-5136,56	-5168,58	-5211,69	-5167,08	-4081,05	-2936,30	-1512,37	-724,79								
LF	1592,31	1485,46	1378,08	-1450,14	-1443,08	-1435,97	-1428,80	-1368,73	-1360,02	-1351,30	-1342,58	-1227,99	-1113,40	-1034,86	-922,30	-808,77	-695,13	-580,53								
Neto emisije FL	-3425,95	-4529,35	-4684,21	-7475,92	-7606,65	-7636,68	-7619,90	-7729,52	-6588,10	-6535,06	-6479,14	-6396,57	-6325,09	-6201,94	-5003,35	-3745,07	-2207,50	-1305,32								

FRL2021-2025

Kompenzacija

FRL s kompenzacijo

-2582,72	-2582,72	-2582,72	-2582,72	-2582,72
-1720	-1720	-1720	-1720	-1720
-862,72	-862,72	-862,72	-862,72	-862,72



Rekordi zaradi naravnih ujm

V zadnjih letih so proizvodnjo gozdnih lesnih sortimentov (v nadaljevanju GLS) zaznamovale sanacije škod zaradi ujm (2014 in 2015 – žled; 2015, 2016 in 2017 – gradacija podlubnikov; 2018 – vetrolom), ki so botrovale vrsti rekordov v zgodovini slovenskega gozdarstva. Na primer:

- proizvodnja GLS je leta 2014 prvič preseгла 5 milijonov m³;
- proizvodnja GLS iglavcev je leta 2015 prvič preseгла 3 milijone m³;
- izvoz vseh vrst GLS je leta 2016 prvič presegel 3 milijone m³;
- izvoz hlodovine iglavcev je leta 2015 prvič presegel 1 milijon m³, leta 2016 je bil rekordnih 1,8 milijona m³;
- zunanjetrgovinski presežek GLS je prvič presegel 2 milijona m³ v letu 2015 in se v letu 2016 povzpел že nad 2,5 milijona m³;
- zunanjetrgovinski presežek hlodovine iglavcev je leta 2016 prvič presegel 2 milijona m³.

Mag. Mitja Piškur, SiDG, Korenina, april 2019